



# | FULL-VIEW ALUMINUM



THE  
QUALITY  
GARAGE  
DOOR™





## FULL-VIEW ALUMINUM

A dramatic statement, made to fit your contemporary garage door application. Our full-view aluminum garage doors are expertly engineered of aluminum and glass that will give your home the perfect blend of industrial and ultra modern.

3295 shown in clear anodized with optional frosted glass

## KEY FEATURES



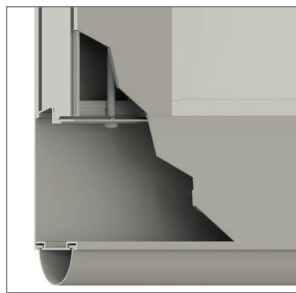
### INSULATION

Optional insulated section rails are available providing additional thermal protection for your garage space.




### BULB SEAL

Integrated bulb seal eliminates air and water infiltration keeping your interiors protected from the unwanted elements.



### SECTION CONSTRUCTION

Rail and stile sections are assembled with through bolts for added strength and longevity.



### POWDER COATING

Choose from 188 color options that provide a maintenance free, durable finish.



### Enjoy the view but keep the noise out!


C.H.I Full-View Aluminum doors have been tested and certified for an STC (sound transmission class) Rating of 27.

# PERSONALIZING OPTIONS


Choose from a variety of personalizing options to complement your home's design and create immediate curb appeal.

## FINISH

## SUPER DURABLE POWDER COAT COLORS All powder coat colors add 1-week lead time



Clear Anodized



White



Almond



Sandstone



Brown



Bronze



Dark Bronze



Gray



Desert Tan

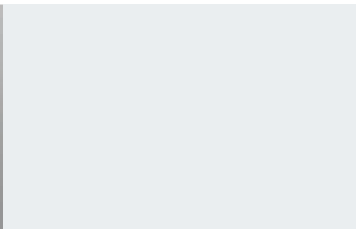


Black


## GLASS



Plain




Frosted



Tinted



Obscure



## ADDITIONAL GLASS & PANEL OPTIONS

In addition to our standard glass offering, customize your door with specialty glass, solid panels or special materials. Contact your C.H.I. Dealer for options and details.



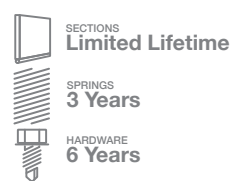
## Full-View Aluminum Model Comparison Chart

BETTER		BEST	
Section Construction	2" Thick - Hollow aluminum rails with through bolt assembly and bulb seal between sections	2" Thick - Insulated aluminum rails with through bolt assembly and bulb seal between sections	
Section Material	Heavy Duty - Aluminum	Heavy Duty - Aluminum	
Insulation Type	No Insulation	Polystyrene Insulation	
			
Panel Style / Model Number <sup>2</sup>			
		3295	3297
Full-View			
Personalizing Options			
Powder Coating <sup>1</sup>	188 Colors	188 Colors	
Windows	•	•	
Solid Panels	Insulated or Non-Insulated	Insulated or Non-Insulated	
Glass	•	•	
Warranty	Limited Lifetime Warranty		

<sup>1</sup> Refer to your local C.H.I. Dealer for exact color match. <sup>2</sup> Model number indicates insulation type.

## APPEARANCE PACKAGE

All hardware, including struts and track, is powder coated, creating a complete garage door system with a lasting impression.







**DOORVISIONS**  
*Bring your vision to life.*

C.H.I. DEALERS

## A BETTER BUYING EXPERIENCE

All C.H.I. doors, replacement parts, and accessories are sold only through our network of C.H.I. dealers: dedicated professionals who install and service our doors with the same quality and workmanship we use to manufacture them.

chiohd.com | 1485 Sunrise Drive | Arthur, IL 61911 | USA

Your Local Garage Door Professional

**Omega Garage Doors**  
5840 SW 25th St.  
Ocala, FL 34474  
(352) 620-8830